


VRTS

Round Tapered Steel Pole No Arm — 4-Bolt Base



Powder Coated, Galvanized or Powder Coated over Galvanized Finish Per Customer Specification.

C BUTT DIA.	F BOLT CIR. DIA.	G BASE SQ.	H BOLT PROJ.	I BOLT SIZE
4.5	7.5-8.5	8	3.75	.75 x 17 x 3
5.2	8 - 9	8.5	3.75	.75 x 17 x 3
6.1 - 6.6	9.5 - 10.5	10	3.75	.75 x 30 x 3
6.8	10 - 11	10	3.75	.75 x 30 x 3
7.0* - 7.5	10.5 - 11.5	10.5	4.875	1 x 36 x 4
8.0 - 8.1	11 - 12	11	4.875	1 x 36 x 4
8.5	11.5-12.5	12	4.875	1 x 36 x 4
9.0 (11 Gauge)	12 - 13	12.375	4.875	1 x 36 x 4
9.0 (7 Gauge)	13 - 14	12.75	5.875	1.25 x 48 x 6
10	13.5 - 14.5	13	4.875	1 x 48 x 4
11	15 - 16	14	5.875	1.25 x 48 x 6
12	16 - 17	15.5	6.75	1.5 x 54 x 6

*Nominal

Dimensions in Inches

Pole

Pole shaft shall be weldable-grade, hot-rolled, commercial quality carbon steel tubing conforming to ASTM A595 Grade A. Options include 11 gauge and 7 gauge. All Welds shall conform to AWS D1.2 using ER70S-6 electrodes.

Base Style

4-Bolt Steel Base Plate of fabricated hot rolled carbon steel conforming to ASTM A36 or equivalent (36 ksi minimum yield) with 2-piece Base Cover and attaching hardware. Base Cover will be fabricated from metal materials.



Handhole

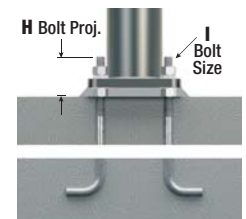
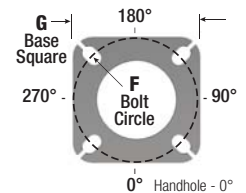
Up To 5.9" Butt Diameters - Reinforced, 3" x 5" Handhole with Cover, Stainless Steel Screw and Back Bar. A Grounding Provision incorporating a tapped 1/2"-13NC hole will be welded to the handhole frame.



6+ Butt Diameters - Reinforced, 4" x 6-1/2" Handhole with Cover, Stainless Steel Screw and Back Bar. A Grounding Provision incorporating a tapped 1/2"-13NC hole will be welded to the handhole frame.



Anchorage



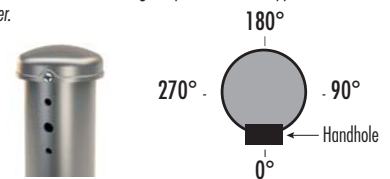
Vibration Damper

If determined necessary by pole manufacturer an internal, factory installed, Second Mode Vibration Damper will be provided. Customer specification of the damper is available.

Mounting Designation

Side Drill Mount

For Side Drill Mount applications specify luminaire type, quantity and orientation. A luminaire drilling template must be supplied at time of order.



Tenon Mount

For Tenon Mount applications specify both Tenon diameter (2.375", 2.875", 3.5", 4", etc.) and length (3", 4", 5", 6", etc.).




WARNING: Do not install light pole without luminaire.

Tel. 800-451-2606 • VentureLighting.com

A MTG. HGT.	B WALL GAUGE	C BUTT DIA.	D TOP DIA.	MAX. TOTAL LUMINAIRE WEIGHT (lbs)	MAXIMUM EPA						CATALOG NUMBER	ANCHOR BOLT KIT PART NUMBER
					90	100	110	120	130	140		
10	11	4.5	3.1	370	31.8	25.5	23.7	19.7	16.6	14.1	VRTS10B45-4.**	BT82352
14	11	5.2	3.1	365	31	24.7	22.9	18.9	15.8	13.4	VRTS14B52-4.**	BT82352
20	11	6.1	3.3	340	25.9	20.4	18.8	15.4	12.8	10.8	VRTS20B61-4.**	BT82353
20	11	6.6	3.7	385	25.5	20	18.5	15.2	12.6	10.7	VRTS20B66-4.**	BT82351
25	11	6.1	2.6	280	19	14.7	13.5	10.9	8.8	7.3	VRTS25B61-4.**	BT82353
25	11	6.8	3.3	325	19.4	15	13.8	11.1	9.1	7.5	VRTS25B68-4.**	BT82353
25	11	7.0	3.3	325	25.9	20.3	18.7	15.2	12.6	10.6	VRTS25B70-4.**	BT82351
30	11	6.8	2.6	275	14.7	11.1	10.1	7.9	6.2	5	VRTS30B68-4.**	BT82353
30	11	7.0	2.6	275	19.4	15	13.8	11	8.9	7.3	VRTS30B70-4.**	BT82351
30	11	7.5	3.3	315	24.5	19	17.5	14.2	11.7	9.7	VRTS30B75-4.**	BT82351
30	11	8.0	3.8	345	28.5	22.3	20.6	16.8	14	11.8	VRTS30B80-4.**	BT82351
30	11	8.5	4.3	375	32.3	25.5	23.6	19.5	16.3	13.9	VRTS30B85-4.**	BT82351
30	11	9.0	4.8	405	35.9	28.5	26.5	21.9	18.4	15.7	VRTS30B90-4.**	BT39196
30	7	9.0	4.8	590	58.3	46.7	43.5	36.2	30.6	26.2	VRTS30D90-4.**	BT39196
35	11	7.5	2.6	265	18.6	14.4	13.2	10.5	8.4	6.8	VRTS35B75-4.**	BT82351
35	11	8.1	3.2	300	22.8	17.6	16.2	12.9	10.5	8.7	VRTS35B81-4.**	BT82351
35	11	8.5	3.6	320	25.2	19.5	18	14.5	11.9	10	VRTS35B85-4.**	BT82351
35	11	9.0	4.1	345	28.1	21.9	20.3	16.6	13.8	11.6	VRTS35B90-4.**	BT39196
35	7	9.1	4.1	490	46.6	36.9	34.3	28.3	23.8	20.3	VRTS35D90-4.**	BT39196
39	11	8.1	2.6	265	18.3	14.1	12.9	10.3	8.2	6.6	VRTS39B81-4.**	BT82351
39	11	9.0	3.5	305	23.3	18	16.5	13.2	10.8	8.9	VRTS39B90-4.**	BT39196
39	7	9.0	3.5	425	38.6	30.5	28.2	23.2	19.4	16.4	VRTS39D90-4.**	BT39196
39	11	10.0	4.5	350	26.8	20.9	19.3	15.8	13.1	11	VRTS39B10-4.**	BT272-001
39	7	11.0	5.5	600	53.7	43	40	33.2	27.9	23.6	VRTS39D11-4.**	BT39196

2-Piece Shaft Design

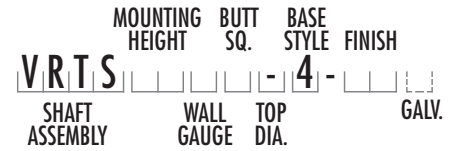
A MTG. HGT.	B WALL GAUGE	C BUTT DIA.	D TOP DIA.	MAX. TOTAL LUMINAIRE WEIGHT (lbs)	MAXIMUM EPA						CATALOG NUMBER	ANCHOR BOLT KIT PART NUMBER
					90	100	110	120	130	140		
45	7	11	4.8	150	42.8	33.8	31.4	25.9	21.6	18.2	VRTS45D11-4.**	BT39196
50	7	11	4.1	150	32.1	26.3	24.9	20.9	17.2	14.4	VRTS50D11-4.**	BT39196



Square Metal powder coated base covers are standard in all VRTS poles.

Catalog Number System

The catalog number for Venture Lighting poles utilizes the following identification system.



Catalog Number Example -

VRTS 30 B 80 - 4 - BM

Round Tapered Steel, 30' Mounting Height, 11 Gauge, 8.0" Butt Diameter, Tapered, 4-Bolt Base, Dark Bronze Powder Coat Finish.

Wall Gauge

B = 11 Gauge
D = 7 Gauge

Butt Diameter

45 = 4.5"
52 = 5.2"
61 = 6.1"
66 = 6.6"
68 = 6.8"
70 (Nominal) = 6.8"
75 = 7.5"
80 = 8.0"
81 = 8.1"
8.5 = 8.5"
9.0 = 9.0"
10 = 10"
11 = 11"
12 = 12"

Top Diameter

- = Varies (See Table)

Base Style

4 = 4-Bolt Anchor Base

Finish

BA = Black Powder Coat
BH = White Powder Coat
BM = Dark Bronze Powder Coat
BV = Dark Green Powder Coat
GC = Gray Powder Coat
** = Specify Finish
OO = Galvanized Only (No Powder Coat)

Galvanization

G = Galvanized

Code "G" to be used only if pole is to be specified "Powder Paint Over Galvanized" or "Galvanized Only".

EPA Notes:

Effective Projected Area (EPA) in square feet. EPA's calculated using wind velocity (mph) indicated in accordance with 2009 AASHTO LTS-5 using a 25 year design life. Maximum EPA is based on the luminaire weight shown. Increased luminaire weight may reduce the maximum EPA. If weight is exceeded, or if other design life or code is required, please consult the factory.