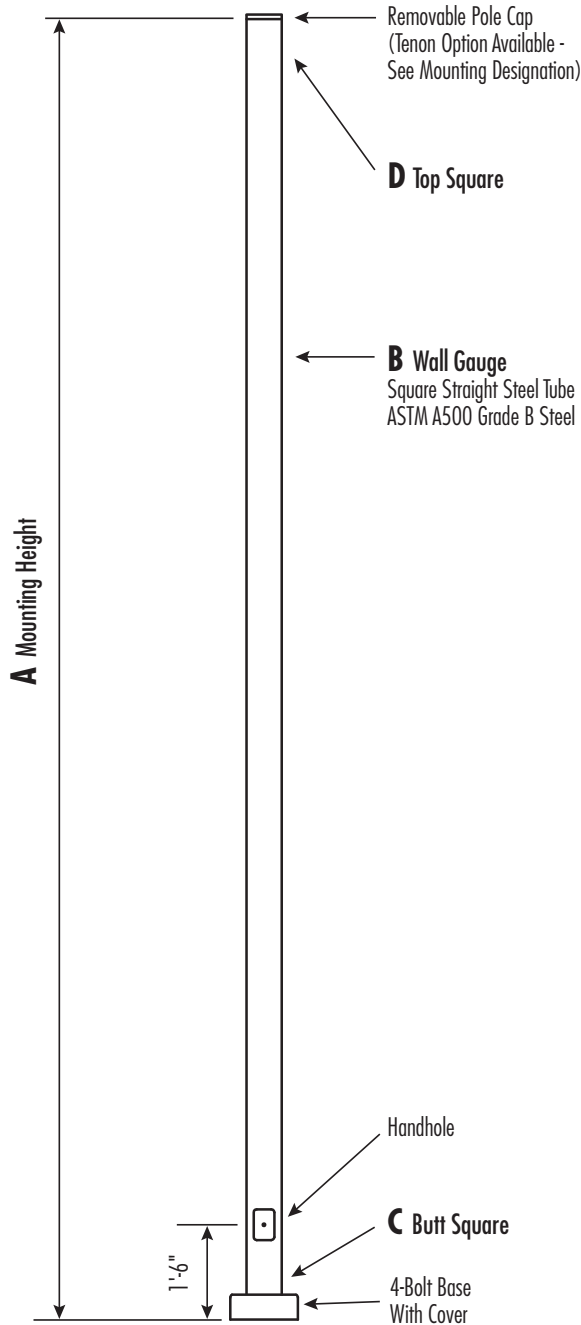


VSSS

Square Straight Steel Pole No Arm — 4-Bolt Base



Powder Coated, Galvanized or Powder Coated over Galvanized Finish Per Customer Specification.

C BUTT Sq.	D TOP Sq.	F BOLT CIR. DIA.	G BASE Sq.	H BOLT PROJ.	I BOLT SIZE
4 (11 Gauge)	4	8 - 9	8	3.75	.75 x 17 x 3
4 (7 Gauge)	4	8 - 9	8	3.75	.75 x 30 x 3
5	5	10 - 12	11	4.875	1 x 36 x 4
6	6	11 - 13	12.5	4.875	1 x 36 x 4

Dimensions in Inches

Pole

Pole shaft shall be weldable-grade, cold-rolled, commercial quality carbon steel tubing conforming to ASTM A500 Grade B. Options include 11 gauge and 7 gauge. All Welds shall conform to AWS D1.2 using ER70S-6 electrodes.

Base Style

4-Bolt Steel Plate Base Flange of fabricated hot rolled carbon steel conforming to ASTM A36 or equivalent (36 ksi minimum yield) with 2-piece Base Cover and attaching hardware. Base Cover will be fabricated from ABS plastic or metal materials.



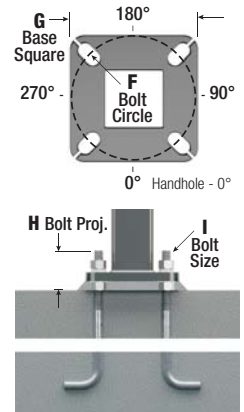
Handhole

Reinforced, 3" x 5" Handhole with Cover, Stainless Steel Screw and Backbar. A Grounding Provision incorporating a tapped 1/2"-13NC hole will be welded to the handhole frame.



Anchorage

Anchorage Kit will include four (4) L-shaped Steel Anchor Bolts conforming to AASHTO M314-90 Grade 55. Ten inches (10") of threaded end will be galvanized per ASTM A153. Kits will contain eight (8) Hex Nuts, four (4) Lock Washers, and eight (8) Flat Washers (all components Galvanized Steel). A bolt circle template will be provided.



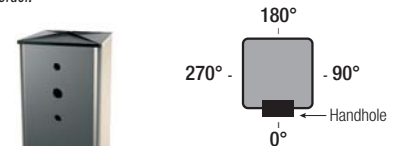
Vibration Damper

If determined necessary by pole manufacturer, a top-mount, field installed First Mode Vibration Damper will be provided. Customer specification of the damper is available.

Mounting Designation

Side Drill Mount

For Side Drill Mount applications specify luminaire type, quantity and orientation. A luminaire drilling template must be supplied at time of order.



Tenon Mount

For Tenon Mount applications specify both Tenon diameter (2.375", 2.875", 3.5", 4", etc.) and length (3", 4", 5", 6", etc.).

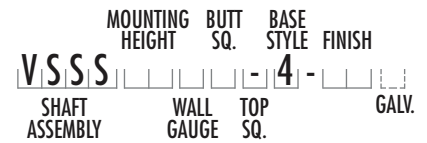


WARNING: Do not install light pole without luminaire.

A MTG. HGT.	B WALL GAUGE	C BUTT SQ.	MAX. TOTAL LUMINAIRE WEIGHT (lbs)	MAXIMUM EPA						CATALOG NUMBER	ANCHOR BOLT KIT PART NUMBER
				90	100	110	120	130	140		
10	11	4	385	25.4	20.1	18.7	15.3	12.8	10.7	VSSS10B4-4.**	BT82352
12	11	4	340	20.6	16.2	15.0	12.2	10.0	8.3	VSSS12B4-4.**	BT82352
14	11	4	305	17.0	13.2	12.1	9.7	7.8	6.3	VSSS14B4-4.**	BT82352
15	11	4	290	15.5	11.9	10.9	8.6	6.9	5.5	VSSS15B4-4.**	BT82352
16	11	4	275	14.0	10.7	9.7	7.6	6.0	4.7	VSSS16B4-4.**	BT82352
18	11	4	250	11.3	8.4	7.6	5.8	4.3	3.2	VSSS18B4-4.**	BT82352
20	11	4	230	9.1	6.6	5.8	4.2	2.9	1.9	VSSS20B4-4.**	BT82352
20	11	5	285	16.3	12.1	10.9	8.2	6.2	4.5	VSSS20B5-4.**	BT82351
20	7	4	290	15.1	11.5	10.5	8.2	6.5	5.1	VSSS20D4-4.**	BT82353
20	7	5	410	26.2	20.3	18.6	14.8	11.9	9.6	VSSS20D5-4.**	BT82351
22	11	4	215	7.2	4.9	4.3	2.8	1.7	0.8	VSSS22B4-4.**	BT82352
22	11	5	260	13.3	9.6	8.5	6.1	4.3	2.8	VSSS22B5-4.**	BT82351
22	7	4	265	12.6	9.5	8.6	6.5	5.0	3.7	VSSS22D4-4.**	BT82353
22	7	5	370	22.4	17.1	15.6	12.2	9.6	7.5	VSSS22D5-4.**	BT82351
25	11	4	200	4.8	2.8	2.3	1.1	-	-	VSSS25B4-4.**	BT82352
25	11	5	225	9.7	6.5	5.6	3.5	1.9	0.7	VSSS25B5-4.**	BT82351
25	7	4	235	9.7	6.9	6.2	4.5	3.1	2.0	VSSS25D4-4.**	BT82353
25	7	5	320	17.7	13.1	11.9	9.0	6.7	4.9	VSSS25D5-4.**	BT82351
28	11	5	200	6.6	3.8	3.0	1.3	-	-	VSSS28B5-4.**	BT82351
28	7	4	215	7.1	4.8	4.1	2.7	1.5	-	VSSS28D4-4.**	BT82353
28	7	5	285	13.8	9.8	8.7	6.2	4.3	2.7	VSSS28D5-4.**	BT82351
30	11	5	200	4.8	2.2	1.5	-	-	-	VSSS30B5-4.**	BT82351
30	7	4	205	5.7	3.6	3.0	1.6	-	-	VSSS30D4-4.**	BT82353
30	7	5	265	11.6	8.0	6.9	4.6	2.8	1.4	VSSS30D5-4.**	BT82351
30	7	6	345	19.1	13.6	12.1	8.6	5.9	3.8	VSSS30D6-4.**	BT82351
35	7	5	220	7.0	4.0	3.1	1.2	-	-	VSSS35D5-4.**	BT82351
35	7	6	280	12.5	8.0	6.7	3.8	1.6	-	VSSS35D6-4.**	BT82351
39	7	6	240	8.2	4.2	3.1	0.6	-	-	VSSS39D6-4.**	BT82351

Catalog Number System

The catalog number for Venture Lighting poles utilizes the following identification system.



Catalog Number Example -

VSSS 20 D 5 - 4 - BA

Square Straight Steel, 20' Mounting Height,
7 Gauge, 5" Butt Square, No Taper,
4-Bolt Base, Black Powder Coat Finish.

Wall Gauge

B = 11 Gauge
D = 7 Gauge

Butt Square

4 = 4"
5 = 5"
6 = 6"

Top Square

- = No Taper

Base Style

4 = 4-Bolt Anchor Base

Finish

BA = Black Powder Coat
BH = White Powder Coat
BM = Dark Bronze Powder Coat
BV = Dark Green Powder Coat
GC = Gray Powder Coat
** = Specify Finish
00 = Galvanized Only (No Powder Coat)

Galvanization

G = Galvanized

Code "G" to be used only if pole is to be specified "Powder Paint Over Galvanized" or "Galvanized Only".



ABS plastic base covers are standard in all VSSS poles specified in BA-Black, BM-Dark Bronze, and BH-White. VSSS poles specified in all other colors will be manufactured of metal materials. Metal Base Covers for poles in BA, BM and BH can be specified.

EPA Notes:

Effective Projected Area (EPA) in square feet. EPA's calculated using wind velocity (mph) indicated in accordance with 2009 AASHTO LTS-5 using a 25 year design life. Maximum EPA is based on the luminaire weight shown. Increased luminaire weight may reduce the maximum EPA. If weight is exceeded, or if other design life or code is required, please consult the factory.