

ENVIRON AREA LIGHTING

200W LED LUMINAIRES



Description

Venture Lighting's Environ area light fixtures couples a sleek, reliable design with precise ANSI optical distributions to make them the ideal upgrade for area/site, roadway, and security applications. Perfect for new construction or easy replacement of existing installations.

Performance

- CCT options: 3000K, 3500K, 4000K or 5000K; CRI: 70
- Universal 120-277V 50/60 Hz input or 347-480V input
- Assembled at Venture Lighting

Electrical

The drivers have a range of 120-277V, 50/60 Hz or 347-480V input. LED driver is isolated from the LED light engine for enhanced driver reliability. 0-10V DC dimming capability is standard. The luminaires are rated for wet locations. Each fixture has a built-in 10kA surge protector. Each fixture is supplied with a 7-pin receptacle and a shorting cap. A motion sensor can be factory installed.

Construction

Rugged die cast housing finished in a durable powder coat finish and with vandal resistant polycarbonate lens. To ensure weather-tight protection, each optical assembly is sealed with a silicone gasket. Luminaires are rated for an ambient operating temperature range of -40°C to 40°C.

Mounting

Twistlock photocell accessory can easily be mounted into the fixture. The fixture is designed for use with various mounting accessories: Square and round pole arms, wall mount, slipfitter or mast arm. The slipfitter and the mast arm fit a 2-3/8" tenon. All mounting accessories are ordered separately.

Controls

- Synapse wireless controls available
- Standard 0-10V DC dimming (Wattage range: 10% to 100%)

Warranty

- 5-year limited warranty

Compliance

- cULus Listed
- UL Rated for wet locations
- BAA/TAA, available upon request

Catalog Number
Type
Date
Notes



Shown with square pole straight arm

Electrical

Wattage	Input Voltage						Replaces Existing HID Wattages
	120V	208V	240V	277V	347V	480V	
200W	1.70	0.97	0.83	0.73	0.55	0.40	400W V, 1000W H



Ordering & Model Number Information

Choose nomenclature that suits application. Example: **ENV-200CT2-ABZ-SHM12**

Fixture Type	Wattage	Color Temp.	Optics	Voltage	Fixture Finish	Shield	Options
--------------	---------	-------------	--------	---------	----------------	--------	---------

- ENV - Venture's LED Area Fixture
- 200 - 200W
 W - 3000K
 T2 - Type II
 A - 120-277V
 BZ - Bronze
 "Blank" - No backlight shield
 "Blank" - No motion sensor
- B - 3500K
 T3 - Type III
 B - 347-480V
 M12 - 120-277V Motion/Dim/Photocell sensor
- N - 4000K
 T4 - Type IV
 SH-Backlight shield¹
 M34 - 347-480V Motion/Dim/Photocell sensor
- C - 5000K
 T5 - Type V
 TT - Tennis Optics

Notes: * 3000K color temperature and fixed mounting must be selected for IDA approval

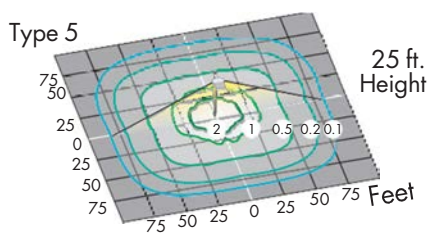
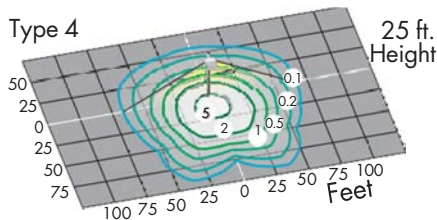
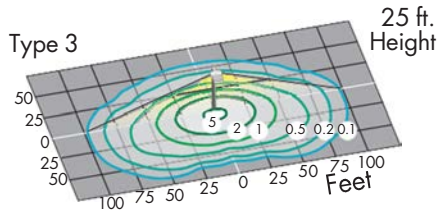
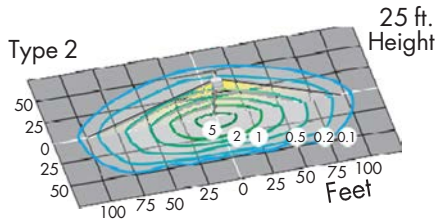
¹= For Type III and Type IV only

Accessories

Mounting Accessories			Photocell Accessories			Wireless Controls Accessories	
Part#	Description	Weight (lbs)	Accessory EPA	Part#	Description	Part#	Description
EN14178	Round pole straight arm - bronze	2.3	0.14	PH12415	3-Pin Twist lock photocell (120-277V)	WCN-7P-UNV	Synapse® Twist lock controller
EN26814	Square pole mount - bronze	2.0	0.11	PH81156	3-Pin Twist lock photocell (480V)	WCG-450	Synapse® Gateway
EN35512	Adjustable slipfitter - bronze	3.6	0.19	PH87145	3-Pin Twist lock photocell (347V)	Miscellaneous Accessories	
EN38419	Mast arm (Horizontal tenon) - bronze	6.7	0.13	PH81975	Replacement shorting cap	Part#	Description
EN47832	Wall mount - bronze	2.8	0.17			SP12714	120-277V surge protector
						SP12826	347-480V surge protector

ENVIRON AREA LIGHTING 200W

Photometrics



Environmentals

Distribution Type	B-U-G Rating	Wattage	EPA (ft²)*
Type II	B3-U0-G3	200W	0.78
Type III	B3-U0-G3		
Type IV	B3-U0-G2		
Type V	B4-U0-G3		

* Fixture w/o mounting accessory

Picture	200W Environ Configuration	EPA (ft²)
	1	0.89
	2 @ 90°	1.28
	2 @ 180°	1.78
	3 @ 120°	2.18
	3 @ 90°	2.18
	4 @ 90°	2.18

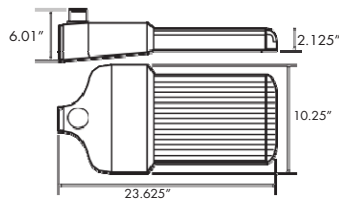
Performance Data

Wattage	Distribution Type	Lumen Output				CRI	Lumen Maint. @50,000 hours†	Calc.L70@25°C Amb.(hrs)†
		3000K Color Temp.	3500K Color Temp.	4000K Color Temp.	5000K Color Temp.			
200W	Type II	23560	24480	25400	25690	70	99%	>500,000
	Type III							
	Type IV							
	Type V							

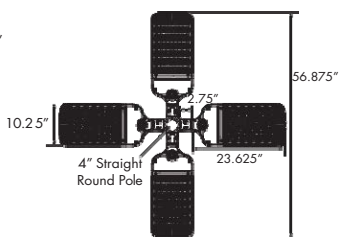
†Lumen maintenance data is based on LED testing per IESNA LM-80-08 and projected per IESNA TM-21-11

Dimensions

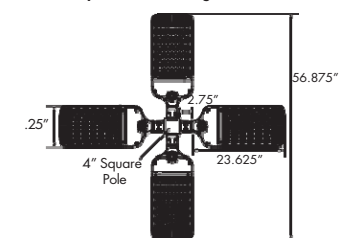
200W Weight: 18.3 lbs (8.30 kg)



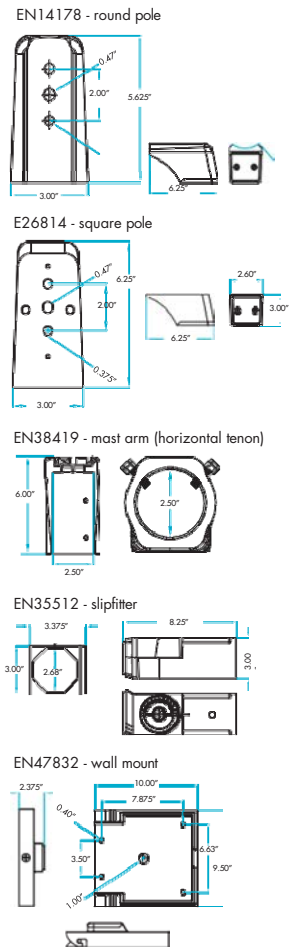
Round Pole Configuration



Square Pole Configuration



Drill Templates



(800) 451-2606

6675 Parkland Blvd., Suite 100
Solon, OH 44139 USA
Venture_Lighting@VentureLighting.com
VentureLighting.com



VLI-1409SS3_v10-1124